



SHERATON

Kobe Bay Hotel & Towers

2-13 Koyochi-naka, Higashinada-ku,
Kobe 658-0032, Japan

www.sheraton-kobe.co.jp

e-mail: info@sheraton-kobe.co.jp

Tel. +81-78-857-7000 Fax. +81-78-857-7001



General Information

Check-in: 3:00 p.m. Check-out 12:00 noon.

Credit Cards Accepted: AMEX, VISA, MASTER, DINERS, JCB, Union Pay

Guest Rooms: 268

Buildings: 21 stories

Parking: underground inside the hotel building(Capacity: 180)

Established: June 1992

Location

Kobe Bay Sheraton Hotel & Towers stands on beautiful location amid manmade Rokko Island,

just an easy limousine bus ride from the kansai international airport. With a convenient overhead walkway

to the Rokko Liner, we provide access to all of Kansai via Japan' s wide-spanning train system.

Only a 10-minute ride by the Rokko Liner, you will be able to visit sake brewing museums in the famous

Nada district, treat yourself at Arima Onsen hot springs, or enjoy nature and scenery in the Rokko mountains.

When you' re ready to explore, hop on the 25-minute shuttle to Universal Studios Japan or a 25-minute shuttle to visit downtown Kobe' s activities, shopping, cruising, and nightlife.



Access

Kansai International Airport (57 minutes)

Kobe Airport (30 minutes)

JR Shinkansen Shin-Kobe Station (26 minutes)

JR Kobe Line Sannomiya Station (18 minutes)

Art & Culture

Koiso Ryohei Museum 0.3 km/0.2 miles (5 minutes)

Shuzou (Sake Brewery Museums) 3.0 km/1.9 miles (15 minutes)

The Earthquake Museum in Kobe 5.0 km/3.1 miles (30 minutes)

Local Attractions

Mt. Rokko 8.0 km/5.0 miles (about 40 minutes)

Universal Studios Japan 20.0 km/12.4 miles (25 minutes)

Nearby Destinations

Osaka (35 minutes)

Kyoto (65 minutes)

Nara (80 minutes)

Restaurants & Bars



	Category	Name	Lunch	Dinner	Seat	Private Room	Regular holidays
21F	French & Teppanyaki	Kobe Grill	11:30a.m. ~2:30p.m.	5:30p.m. ~9:00p.m.	French: 68 *including private room Teppanyaki: 20	1(10 ~28)	
	Sky Lounge	Sky 21		5:30p.m. ~11:00p.m.	22	1(6~8)	
2F	Chinese	Suikyo-en	11:30a.m. ~2:30p.m.	5:30p.m. ~9:00p.m.	80 *including private room	4(5~30)	
	Japanese	Matsukaze	11:30a.m. ~2:30p.m.	5:30p.m. ~9:00p.m.	26 *Excluding private room	4 (Japanese-style) 2 (Table room)	Monday
1F	Buffet & Café	Garden café	6:30a.m. ~10:00p.m.		145 (Seats includes 18 terrace seats)		
	Bar	Terra		6:00p.m. ~11:30p.m.	20		
	Sports Pub	Arena		6:00p.m. ~11:00p.m.	88		Monday & Tuesday

Facilities & Services

Rooms

Air conditioning
Alarm clock
Amenities
Hair dryer
International call
Mini-bar/ Refrigerator
Non-smoking room
Free Wi-Fi
Pay TV/ Satellite TV

Services


Club lounge
(Check-in, Check-out, Secretarial services,
Breakfast, Tea, Cocktail time etc...)
Currency exchange
Safe Deposit Boxes
24-Hour Security
Bellstand/Porters/Doorman
Dry Cleaning Service
Massage
Room service

Other Facilities

Hotel Shop "Bay Leaf"
Food select shop
"Sheraton Marche"
Esthetic Salon
Traditional Thai Massage
Nail Salon
Barber/Beauty Salon
Florist
Photo Studio
Rental costume
Chapel
Party Room & Patio
Shrine

Recreation

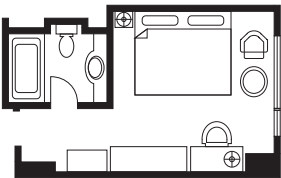
Hot spring bath(SPA) "Hamaizumi"
Fitness & Sports "The Bay Club"
(Jogging Path, Sauna, Sun Deck,
Lighted Outdoor Tennis Courts,
Indoor Whirlpool,
Indoor Heated Lap Pool,
In-Room Massage Treatments,
(Tennis Lessons)



Guest Rooms (Total 268 rooms)

Room Type	Rooms	Size
Ladies Double	6	28㎡
Preferred & Club Double	42	28㎡
Moderate Twin (Including Spa Floor)	49	28㎡
Deluxe Twin	123	36㎡
Premier King	7	49㎡
Premier Twin	7	49㎡
Terrace Spa Twin	1	36㎡
Deluxe King (Including Club Floor)	10	36㎡
Corner Quadruple & Twin	13	52㎡
Hollywood Suite	1	56㎡
Towers Suite	2	72㎡
Executive Suite	1	77㎡
Presidential Suite	1	124㎡
Club Japanese Suite	2	56㎡
Japanese Spa Suite	1	72㎡
Japanese Suite	1	52㎡
Barrier-free room	1	36㎡

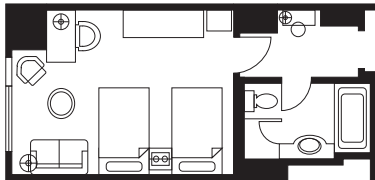
Preferred & Club Double(28 ㎡)



Bed Size 1800×2100



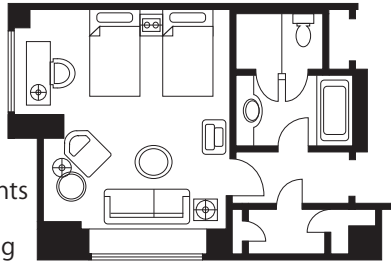
Deluxe Twin(36 ㎡)



Bed Size 1200×2100



Corner Quadruple & Twin(52 ㎡)



Bed Size 1200(1100)×2100



Sheraton Signature Sleep
Experience in all rooms
* Excluding Japanese Suite

Designed to eliminate uncomfortable pressure points that cause tossing and turning, it will improve your circulation for a better night's sleep. Now recovering from a long flight, an intense workout or just a hectic day is as easy as closing your eyes. See for yourself. Sink into the cozy comfort of the Sheraton Signature Sleep Experience in your own home.

Banquet and Conference Facilities (Total 11 rooms)

Main Building

	Room	Size	Height	Dinner	Standing	Classroom	Theater	Meeting
3F	Rokko Whole room	925㎡	6.4m	520	700	620	940	150
	Rokko AB	625㎡	6.4m	330	450	360	640	100
	Rokko BC	600㎡	6.4m	300	400	330	570	100
	Rokko A	325㎡	6.4m	170	250	216	340	60
	Rokko B	300㎡	6.4m	150	200	144	270	60
	Rokko C	300㎡	6.4m	150	200	144	270	60
	Kitano	187㎡	3.3m	80	100	120	154	42
	Maya	170㎡	3.3m	70	90	87	132	36
4F	Nunobiki	144㎡	3.3m	60	80	78	126	36
	Nojigiku	72㎡	2.8m	30	40	36	50	24
	Ajisai	72㎡	2.8m	30	40	36	50	24
	Ume	56㎡	2.8m	20	30	27	40	20
	VIP Room A・B	28㎡	2.8m					



Annex Banquet Halls

	Room	Size	Height	Dinner	Standing	Classroom	Theater	Meeting
4F	Ocean	513㎡	5.5m		350	250	500	80
	Island Whole room	182㎡	3.0m		100	100	200	52
	Island 2/3	120㎡	3.0m		60	56	150	40
	Island 1/3	60㎡	3.0m		30	24	60	24
	Marine	93㎡	3.0m		50	50	80	36

